



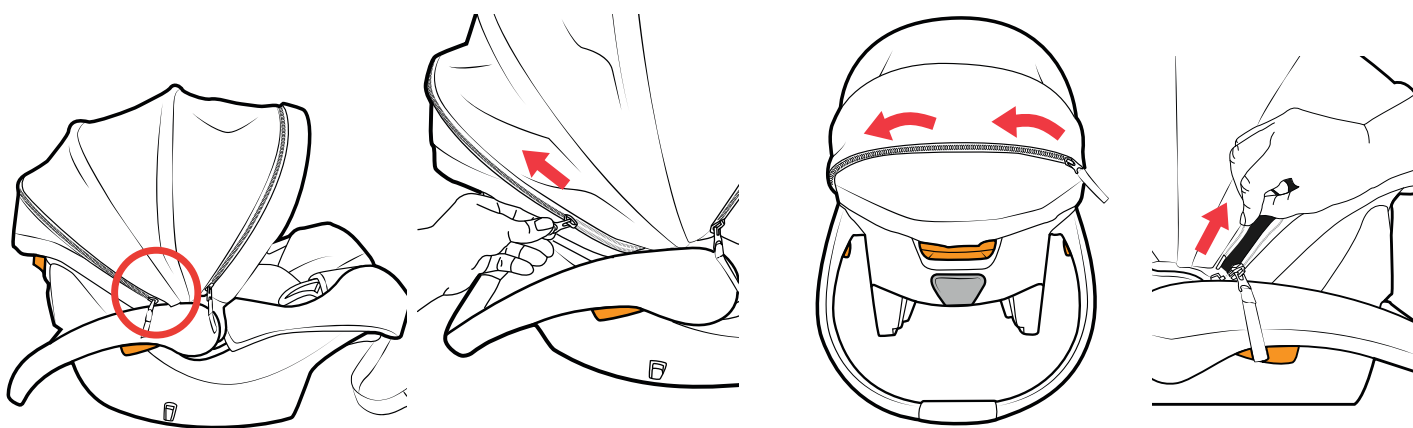
⚠ WARNING: Avoid serious injury or death to your child. You must read and understand the Canopy Features instructions and the instructions in the User Guide. If you do not understand these instructions, **STOP and call Chicco at 1-877-424-4226.**

SS0047E_01

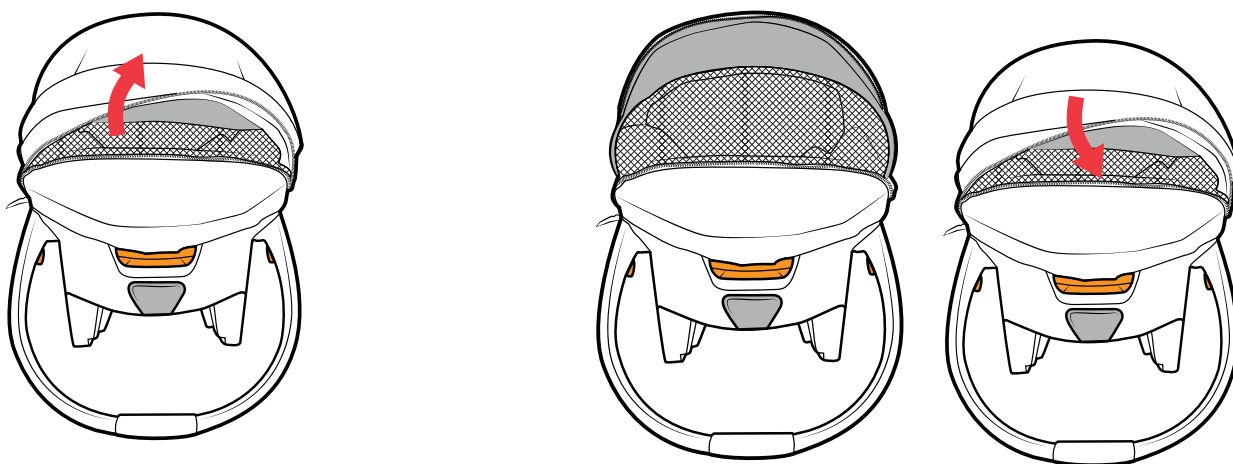
INSTRUCTIONS: KeyFit® Max Zip ClearLux Canopy Features

IMPORTANT: Please also refer to the instructions that came with your product.

Canopy Mesh Panel:



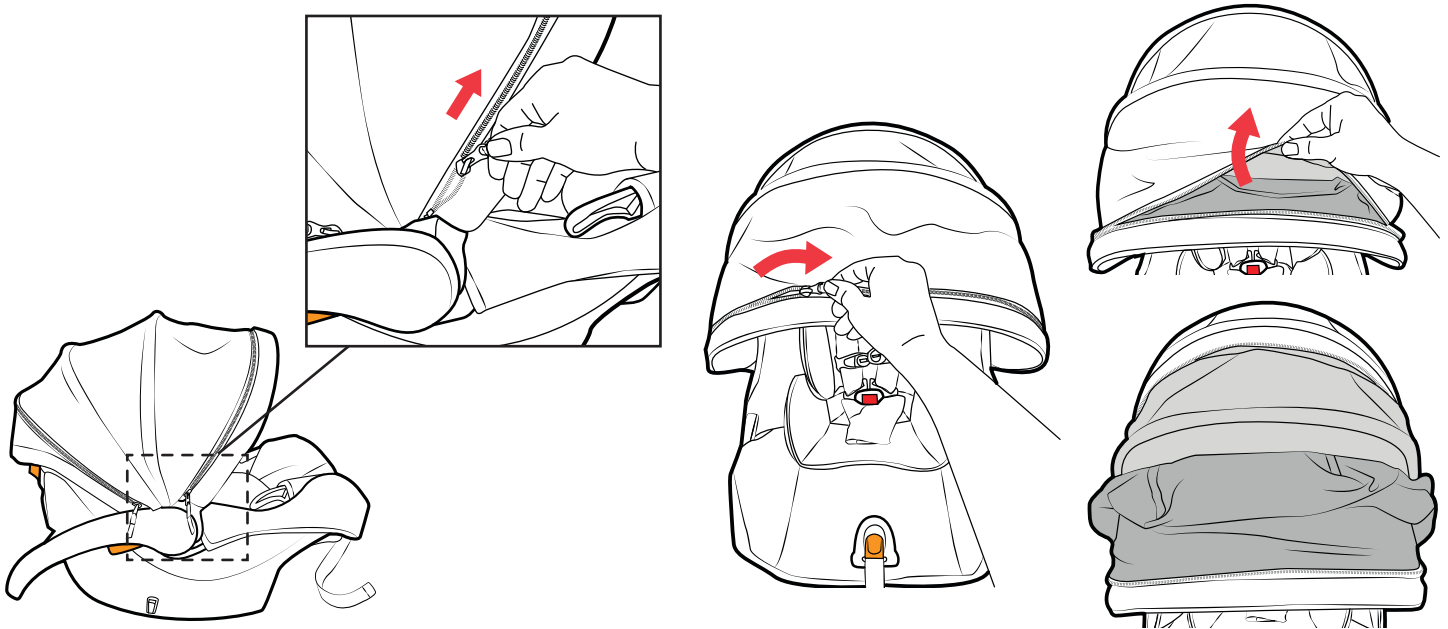
1 Open Canopy fully and locate the zipper on the Back Panel, as shown. Unzip the zipper slider and remove the zipper pin from the retainer box to separate both sections of the zipper.



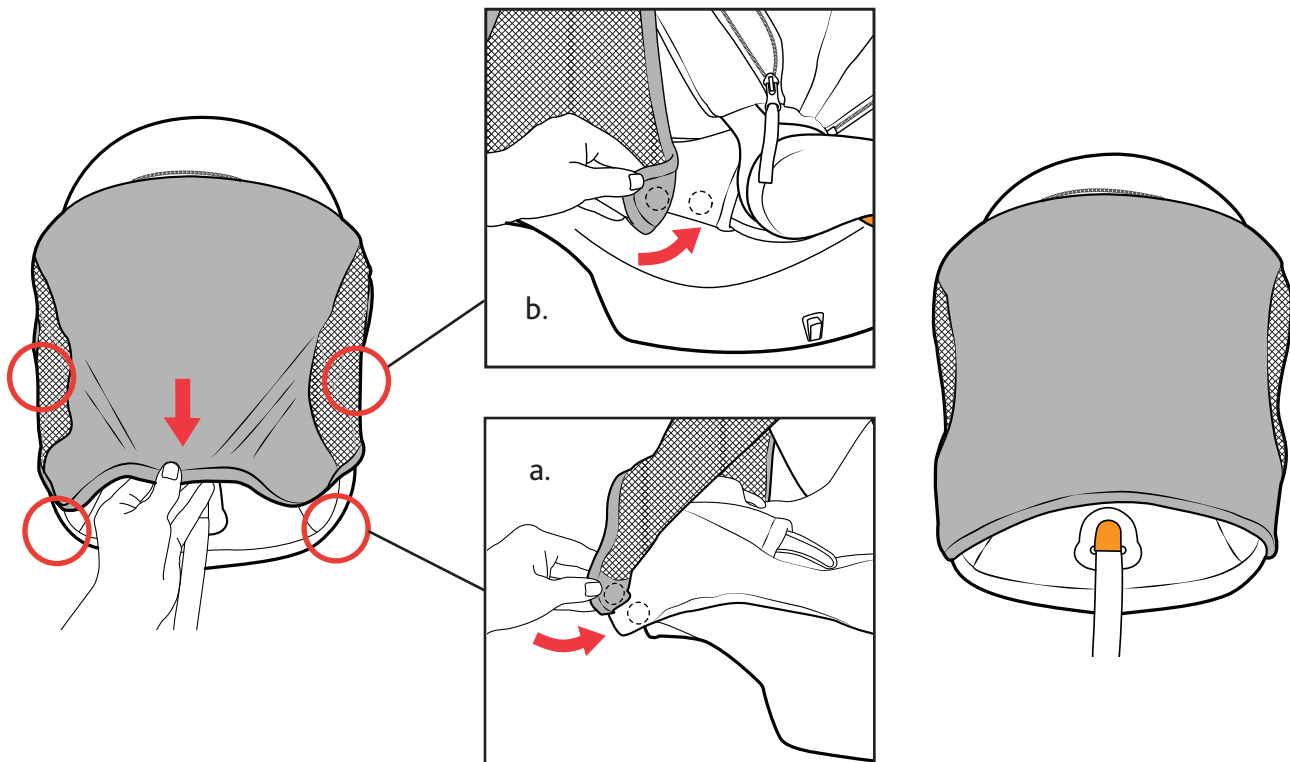
2 Pull the Back Panel Fabric forward to lay flat over top of the middle Canopy section.

3 To close the Mesh Panel, pull the Back Panel Fabric back over the Mesh Panel. Secure both sides of the Zipper together and pull the zipper slider up and over the Canopy to close off the Mesh Panel.

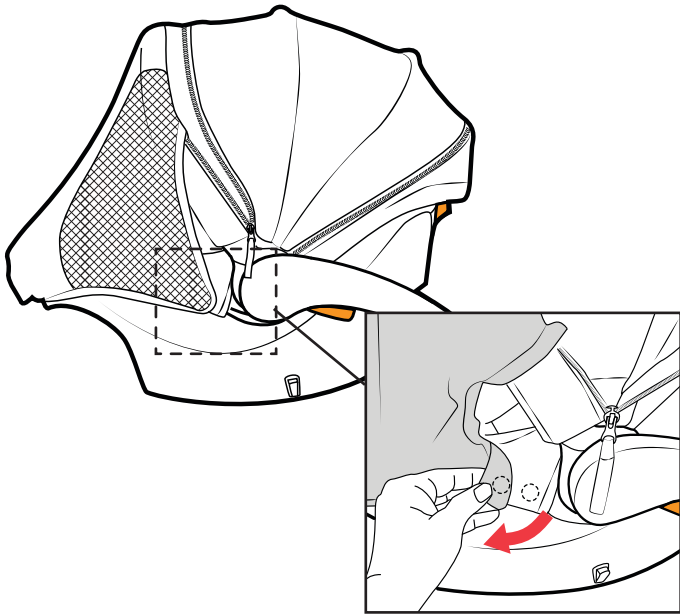
Canopy Privacy Shield:



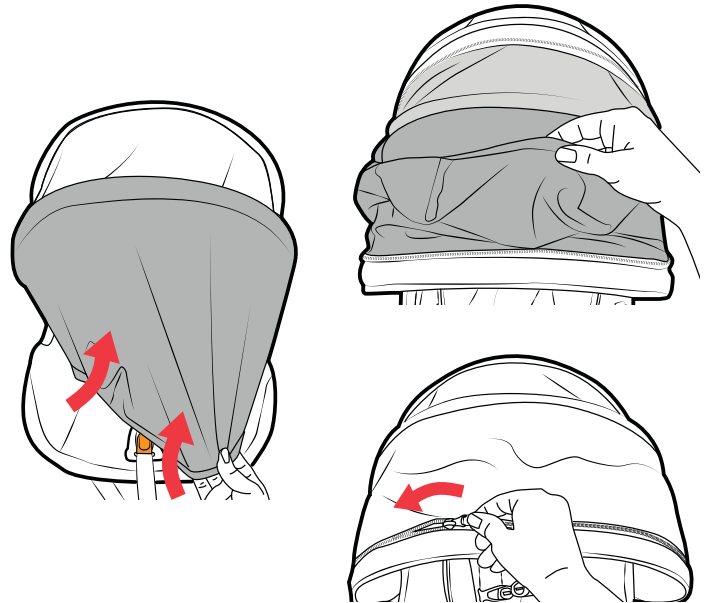
4 With the Canopy fully open, locate the zipper on the Front Panel, as shown. Unzip the zipper and fold back the front panel.



5 Remove the Privacy Shield from the Front Panel section. Pull the Privacy Shield forward, and drape the shield over the car seat. Secure the Privacy Shield using 4 magnets. Locate 2 magnets (a) on the front corners of the car seat, as shown. Next locate and secure 2 magnets (b) below the seat belt guide on each side of the car seat, as shown. Make sure the magnets are always secured. **DO NOT let unsecured privacy shield hang loose.**



6 To store the Privacy Shield, undo all 4 magnets.



7 Fold up the Privacy Shield and lay it over the front section of the Canopy. To avoid bunching, fold the Privacy Shield once and lay flat inside the zipper pouch. Pull the Front Panel Fabric forward and over the Privacy Shield. Zip the Zipper closed.

Cleaning Instructions:

Fabrics may be hand washed using mild soap and water, or machine washed in cold water on delicate cycle using mild detergent. Canopy should be hand washed or wiped with a damp cloth and mild detergent. Hang to dry. **DO NOT BLEACH.** Please consult your product manual for additional care and maintenance instructions.

Contact Chicco Customer Service at **1-877-424-4226** for assistance or additional information.