


[Kee-Ko] If you say it right it makes you *smile*



Kee-Ko



3-IN-1 POTTY TRAINING SYSTEM

KEEP THESE INSTRUCTIONS FOR FUTURE USE

Owner's Manual

IS0236E_01 ChiccoUSA.com

! WARNINGS

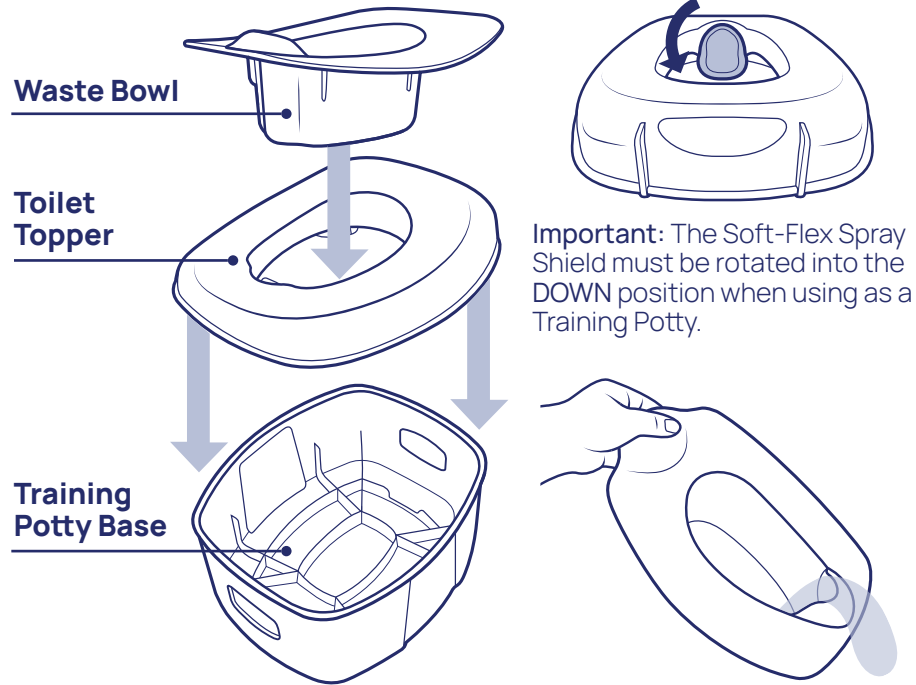
READ ALL INSTRUCTIONS BEFORE USE - Failure to follow these warnings and instructions could result in injury or death to your child. Keep these instructions for future use.

- Maximum weight for training potty and toilet topper is 60 lb (27.2 kg).
- Maximum weight for step stool is 150 lb (68 kg).
- **NEVER** leave child unattended.
- **THIS IS NOT A TOY. DO NOT** use training potty, toilet topper or step stool for anything other than the intended use.
- **ALWAYS** use training potty and step stool on a dry, flat and level surface.
- **NEVER** allow child to place toilet topper on or over their head.
- **ALWAYS** store step stool out of reach of children when not in use.
- **ALWAYS** make sure toilet topper fits securely on adult toilet before use.

FALL HAZARD:

- Adult supervision is required when using the toilet topper on an adult toilet.
- **DO NOT** use toilet topper on cushioned toilet seats; toilet topper may not secure properly.

TRAINING POTTY

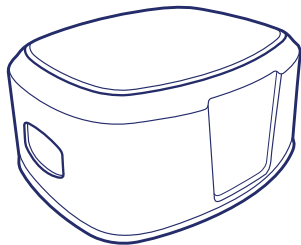


Important: The Soft-Flex Spray Shield must be rotated into the **DOWN** position when using as a Training Potty.

1. Assemble the Training Potty, as shown. Press the Toilet Topper firmly down onto the Training Potty Base snapping it into place. Then insert the Waste Bowl into the Toilet Topper.

2. The Waste Bowl can be lifted out using the handle on the back and emptied using the easy pour spout.

STEP STOOL



1. The Training Potty Base can be turned over and used as a Step Stool. When using the Step Stool, place it where the child can stand securely with both feet and reach the sink or counter without losing balance.

CLEANING

Wash with a neutral detergent after use. Don't use abrasive products or particularly aggressive detergents. Keep away from direct sources of heat.

If product is broken or damaged stop use and contact Chicco Customer Service at 1-877-424-4226.

TOILET TOPPER

Important: Always help your child on and off the Toilet Topper seat until they can do so safely without help.

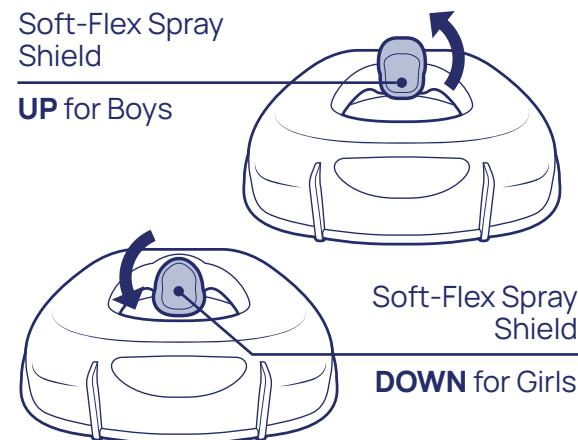


1. Remove the Toilet Topper from the Training Potty Base and fully extend the Soft-Flex Grips.

2. Place the Toilet Topper on the adult toilet seat and lift up on the lid. Rotate the Soft-Flex Grips (if needed) and push them snug against the seat bottom.

Soft-Flex Spray Shield

UP for Boys



Soft-Flex Spray Shield

DOWN for Girls

3. The Soft-Flex Spray Shield can be rotated **UP** for boys and **DOWN** for girls. Rotate the Spray Shield sideways for easy removal and cleaning.

4. The topper stands upright for easy storage.